

Universal TV Remote

# ONE1 FOR ALL<sup>®</sup>

## User Guide & Code Book



Retain For Future Reference



## Contents

About Your ONE SHOT .....	3
Features and Functions .....	4
Installing the Batteries .....	6
Entering Your Code .....	7
Setting Up Your TV .....	8
Searching for Your Code .....	9
Getting Codes from the ONE SHOT .....	10
Helpful Hints .....	12
Consumer Help-Line .....	13
Set-Up Codes .....	13
Set-Up Codes for TVs .....	14
Money Back Guarantee .....	18

**Note: If you're having problems operating all the functions of your device, don't worry, your ONE FOR ALL may just need customising for your model type. Just call our consumer help-line and we'll get you on the right track.**





## About Your ONE SHOT

Thank you for buying the ONE SHOT universal remote. Your ONE SHOT was designed to operate any infrared remote-controlled TV so you can control the basic functions of your original TV remote.

Your ONE SHOT package contains:

- W The ONE SHOT Remote
- W The ONE SHOT User Guide and Code Book

The ONE SHOT User Guide and Code Book explains in simple steps how to set up and use your new remote. This book is divided into two parts:

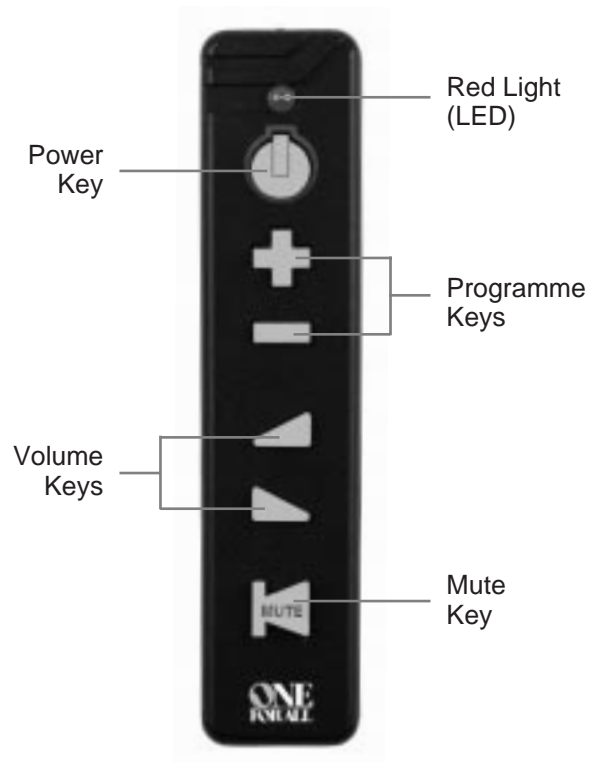
- W Features and Set-Up Instructions
- W TV codes









## Features and Functions

The illustration below and the chart on the next page describe the features and functions of the ONE SHOT universal TV remote.





Your ONE SHOT universal remote was designed with the functions used most often to operate your TV. It has large, shaped keys for easy recognition, even in the dark.

Key	Function
Red Light (LED)	The LED flashes red to show that the remote is working.
	The Power (or Standby) key operates the same as on your original remote.
	The Programme keys operate the same as on your original remote. If your original remote does not have channel or programme up/down keys, the ONE SHOT may not operate these functions either.
	The Volume keys adjust the volume just as your original remote.
	The Mute key operates the same as on your original remote.





## Installing the Batteries


Your ONE SHOT needs two new AAA/LR03 alkaline batteries.

1




On the back of the ONE SHOT, push down on the tab and lift the cover off.

2



Match the batteries to the + and - marks inside the battery case, then insert the batteries.

3



Press the battery cover back into place.

**Note: In order to avoid having to reprogramme your ONE FOR ALL after you remove the batteries, you will need to insert new batteries within 3 minutes. Also it is best that you do not use rechargeable batteries.**







## Entering Your Code


The ONE SHOT is preprogrammed with codes for the most popular remote-controlled TVs.


Starting on page 13 you will find the Set-Up Code section. This section lists the codes for your TV by brand name. For each brand name, the most popular codes are listed first.

To enter a code for your TV, use the Programme and Volume keys on the ONE SHOT as follows:

 Programme + (up) = 1

 Programme - (down) = 2

 Volume + (up) = 3

 Volume - (down) = 4

For example, to enter the code for a Philips TV (code 11322), press Programme + (=1), Programme + (=1), Volume + (=3), Programme- (=2), and Programme- (=2).

The following pages give you step-by-step instructions for setting up your ONE SHOT for use with your TV.










## Setting Up Your TV

To set up the ONE SHOT for your TV:

- 1**

Set-Up Codes			
ASA	12123	21324	1233
Admiral	12224	12242	1422
Adyson	14232		
Aiko	21142	14231	
Akai	14211	11322	1344
Akura	14233		
Alba	14233	14334	
Amstrad	13412	13334	1113
Arcam	14231	12324	

 Find your TV code in the Set-Up Code section (starting on page 13). Codes are listed by brand name. The most popular code is listed first. Turn on your TV.
- 2**   Press the **Mute** key, then **Power** and hold both until the red light blinks twice.
- 3**  Your Code Enter your **five-digit TV code** according to the chart starting on page 13. The red light will blink twice.
- 4**  Aim the ONE SHOT at your TV and press **Power**. Your TV should turn off.
- 5**  For easy reference, write your TV code in the five boxes.

To turn on your TV, press the Power or Programme + key depending on your TV.

Note: If your TV does not respond, try all the codes for your brand. If the codes do not work, try the search method (page 9), even if your brand isn't listed at all.


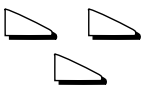









## Searching for Your Code

If your TV does not respond to the ONE SHOT after you try all the codes for your brand, try searching for your TV code.

- 1** Turn on your TV.
- 2**  Press the **Mute** key, then **Power** and hold both until the red light blinks twice.
- 3**  Press **Volume** - three times. The red light will blink twice.
- 4**   
 Alternate between **Power** and **Programme+** until your TV turns off. You may have to press these keys many times, so please be patient.
- 5**  When your TV turns off, press the **Mute** key. The red light will blink twice. Your ONE SHOT is ready to run your TV.

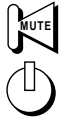






Note: Remember, press Mute as soon as your device turns off.








## Getting Codes from the ONE SHOT

It's easy to get the five-digit code for your TV after your device is set up. To get your TV code:

- 1**   Press the **Mute** key, then **Power** and hold both until the ONE SHOT's red light blinks twice.
- 2**    Press **Volume -**, **Volume -**, then **Volume +**.
- 3**  For the first digit of your 5-digit code, press **Programme+** and count the red blinks.
- 4**  For the second digit, press **Programme-** and count the red blinks.





- 5**  For the third digit, press **Volume+** and count the red blinks.
- 6**  For the fourth digit, press **Volume-** and count the red blinks.
- 7**  For the fifth digit, press the **Mute** key and count the red blinks. Now you have your five-digit code

Note: Write down the five-digit code for your TV on page 8.





## Helpful Hints

**Problem:****Solution:**

Red light does not blink when you press a key?	Replace batteries with 2 fresh, new AAA/LR03 alkaline batteries.
The ONE FOR ALL does not respond after pressing a key?	Make sure you are using new batteries and are aiming the ONE FOR ALL at your device.
The ONE FOR ALL does not operate your TV?	A) Try all the codes listed for your brand. B) Try the search method on page 9.
Your brand is not listed in the ONE FOR ALL code section?	Try the search method on page 9.
The ONE FOR ALL is not performing commands properly?	You may be using the wrong code. Start the search method over again to locate the proper code.
Your TV switches to programme 1 when you press the Power key before switching off OR you must press Power twice to switch on your TV?	Press the Mute key, then Power and hold both until the red light blinks twice. Then press: (Volume -) (Programme +) (Programme +).





## Consumer Help-Line





If you have any problems, please ring our consumer help-line on **0800 966 194** (our number in Ireland is 1 800 553 118; our number in Australia is 1 800 064 472) and talk to one of our courteous customer service representatives.

---

## Set-Up Codes

The following chart lists the codes for your TV by brand name. The most popular code for each brand is listed first.

Use the Programme and Volume keys to enter your code:

	Programme +	(up)	= 1
	Programme -	(down)	= 2
	Volume +	(up)	= 3
	Volume -	(down)	= 4

If your TV does not respond to the ONE SHOT after you try all of the codes for your brand, try the search method (page 9).



■ ■ ■ ■

## One For All 1 “One Shot” Set-Up Codes for TVs

Admiral	12224, 12242, 23313, 21412, 14222, 21131, 21243	Britannia	14231
Adyson	14232	BSR	21323, 13314
AGB	12134	BTC	14233
Aiko	21142, 14231, 11132, 11322, 22414, 11314, 12131, 13444	Bush	14233, 14334, 13314, 11132, 11321, 11322, 21211, 22314, 22414, 13442, 22423, 11124
Aim	11322, 21213	Cathay	11322
Akai	14211, 22414, 11322, 13444, 11132, 12131, 14233	Centurion	11322
Akura	14233, 22412, 13334, 21131	Cimline	11132, 14334
Alba	14233, 14334, 11132, 23313, 22413, 22421, 22314, 22414, 11322, 14231	City	11132
Allstar	11322	Clatronic	14233, 21131, 22413, 22414, 14232, 12141, 14424, 11322, 11132
Amstrad	13412, 11132, 12134, 21131, 22313, 14233, 22414, 22412, 22313, 13334	Conic	11311
Anitech	11132, 12141, 21131, 22413, 12323, 11132,	Contec	14231, 11132, 13242, 11134, 13442, 11321
Ansonic	11322, 11141, 11142,	Crezar	14222
Aristona	12332, 22233, 12123, 21333, 21324, 12331, 12224	Crosley	12224, 14424, 12133, 14441, 12141, 13314, 14222
ASA	12332, 22233, 12123, 21333, 21324, 12331, 12224	Crown	22422, 11132, 22413, 12141, 23322, 11322
Asberg	11322, 12141	Crystal	23344
Atlantic	11322, 14231, 14143, 22111	CTC	14424
Atori	11132	Cybertron	14233
Audioton	14232	Daewoo	11132, 11322, 14231, 22423, 14233, 14232
Baird	12342, 14112, 22122, 13443, 11122	Dainichi	14233
Barco	22441	Dansai	11322, 21131, 11311
Beko	22413	Dawa	11322
Best	22413, 23322	Daytron	11132, 22423
Bestar	11322, 22413, 22423	Decca	12131, 11312, 12134, 11322, 14432, 21211, 14232
Binatone	14232	DeGraaf	14211, 11341
Blaupunkt	13444, 14114, 14131, 14222, 21342, 21443	Desmet	22111, 11322
Bondstec	14424	DTS	11132
Boots	21211, 14232	Dual	14232, 21114
		Dual-Tec	14232, 21114
		Dumont	12224, 21333, 12331, 12323, 14222, 14232, 12123, 21324
		Dynatron	11322
		Elekta	21131

Elektronska	21414	GPM	14233
Elin	14231, 11322, 12332, 12331	Granada	12134, 14224, 11322, 14313, 11141, 11342, 12131, 12341, 14211, 14232, 12141, 11321, 14132, 12134
Elite	14233, 11322	Grundig	14114, 13444, 12123, 12141, 14142, 14342,
Elita	11132	Halifax	21131, 14231
Erres	11322, 11141	Hampton	14231, 14232
Etron	11322, 11132, 13314, 21234	Hantarex	11132, 21414, 14222
Fenner	22423, 11132	HiLine	21131, 11322
Ferguson	12132, 21244, 14322, 13443, 22144, 14343, 22122, 11122, 21324, 14112	Hinari	14211, 13414, 11321, 11322, 14233, 11132, 21234
Fidelity*	14112, 22213, 14231, 22414, 22421	Hitachi	14312, 11321, 13314, 11334, 11341, 14121, 14232, 21413, 11311, 21221
Finlandia	14211, 22233	Hyper	11132, 14231, 14232, 14424
Finlux	12332, 12331, 11322, 22233, 21324, 14232, 12131, 13314, 21333, 12141, 12134, 12123, 12224, 13414	ICE	21131, 14232, 11322, 22414, 14233, 14231, 11132
Fisher	12331, 12224, 14232, 11321, 14211, 22413, 21332, 11342, 12224, 13242, 13314, 21344	Indesit	14342
Forgestone	14112	Indiana	11322
Fortress	12242, 12224	Inno Hit	11132, 12131, 11322, 14233, 21313, 21414, 14232, 12141, 12134
Fraba	22413	ITC	14232
Frontech	14424, 21131, 23344, 14232, 11132	ITS	11322, 22414, 14233
Fujitsu	14143, 12131, 14232	ITT	13314, 21441, 11124
Funai	21131, 21323, 13414	JEC	11314
Galaxi	21341	JVC	11422, 13442, 13443, 11122, 11321
Galaxis	22413, 23313	Kamp	14231
GBC	14222, 11132, 13314,	Kennedy	14143, 14222, 13314
GEC	11334, 12131, 13314, 14142, 12134, 11322, 14232, 12131	Kingsley	14231
Geloso	14222, 14424, 11132, 13314	Kolster	11322
General Technic	11132	Konka	14233
Genexxa	14233, 11322	Lloyds	11132
Goldstar	11322, 22413, 21313, 11311, 11132, 22432, 11113, 14232, 14424, 14231	Lloytron	11311
Goodmans	11321, 12131, 11322, 11132, 21131, 12134, 21313, 13414, 22423, 22414	Logik	11134, 11312
		Luxor	14342, 21313, 21441
		Marantz	11322
		Mark	11322
		Matsui	14334, 13412, 11132, 22314, 11134, 11312, 12131, 11321, 11322, 14214, 14232, 22313, 21323, 22414, 21142

McMichael	11334	Philco	12224, 12133, 23313,
Memorex	11132		12141, 14222, 14424,
Mercury	11322		14441, 13314
Minoka	11322	Philharmonic	14232
Mitsubishi	12341, 13223, 11322,	Philips	11322, 11142, 11141,
	22313, 11124, 12224,		22114, 11124, 13444,
	11312, 11321, 14132,		11334, 12224, 14112,
	13442, 14342		21322
Motion	12141	Phonola	11322, 11142, 11141,
MTC	22413		12224, 21322, 14112,
Multitech	14232, 11132, 14231,		14231,
	14424, 12323	Pioneer	13323, 11322
Murphy	12331, 14231	Plantron	11322, 21131
Nagoa	21234	Poppy	11132
National	14342, 14223	Precision	14232
NEC	13333, 11321	Prima	11311, 11132
NEI	11322, 23344	Prinz	12131
Nesco	14424, 13414	Profex	11132
Newtech	11322, 11132	Profi-Tronic	11322
Nicamagic	14231	Proline	22112, 12131, 11322,
Nikkai	12131, 14233, 11322,		11141
	14232, 21131, 11311,	Protech	11322, 14232, 11132,
	11314, 14231		14424, 12323, 21131,
Nikko	21442		23344
Noblisko	12323, 12141, 12123,	Pye	11322, 11141, 11142
	14231	Pymi	11132
Nokia	13314, 21441, 11124	Quasar	14424
Nordmende	12342, 21244, 14121,	Questa	11321
	12222, 14222, 21334,	Radiotone	11132, 21324, 11322
	21411	Rank	12123
Onwa	22414	Rediffusion	14132
Orbit	11322	Revox	11322, 22413
Orion	14334, 21323, 13412,	Rex	21412, 14143, 14424,
	22111, 22314, 11134,		13314, 21114, 21243
	11322, 11132, 22112	Roadstar	11132, 21131, 14233
Osaki	12131, 14233, 11311,	Saba*	21244, 14222, 12134,
	14232, 21131, 21142		12224, 13314, 12342,
Oso	14233		14121, 21334, 22144,
Osume	13242, 12131		14142, 21411
Otake	21442	Saisho	14334, 12134, 13412,
Pael	14231		11132, 11134, 11312,
Panama	11132, 14232, 21131,		14232, 21131
	14231	Salora	21313, 13314, 12134,
Panasonic	14313, 14433, 21213,		22422
	12321, 14222, 14223,	Sambers	14222, 12134, 12141,
	14342, 22344, 22411		12323, 21433
Pausa	11132	Samsung	11322, 11132, 14232,
Perdio	21142, 12131, 22111		22413, 21131, 12233,
			14231, 21313, 11311,
			12131



Sansui	11322	Telesonic	11322
Sanyo	14211, 13242, 11321, 11134, 22413, 12131, 14232, 12331, 13442, 14222, 11342, 22422, 21321, 14231	Teletech	11132, 14424
Seleco	21412, 14143, 14313, 13314, 21114, 21243	Teleton	14232, 21214, 14143, 13314
Sencora	11132	Televideon	22111, 14231, 13314
Sentra	21234, 21221, 11314, 14233	Texet	14232
Sharp	12242, 13242, 11321	Thomson	21244, 12342, 12342, 22142, 22144, 14121, 14142, 21334, 14342
Siarem	12134, 13314, 12224, 12323, 14222, 21414	Thorn	14112, 11122, 12331, 13443, 14343, 12132, 12133
Siemens	13444, 11311, 13242, 14114, 14131, 21342, 14222	Tokyo	14231
Sierra	11322, 11141	Toshiba	11314, 13442, 14414, 11321, 12123, 14141
Siesta	22413	Towada	12323
Silver	11321	Trans	
Sinudyne	13412, 12224, 14334, 12323, 14222, 21323, 21331	Continens	21414
Sogera	22111	Trident	14232
Solavox	11311	Triumph	13412, 12134, 14141, 22233, 14414
Sontec	11322, 22413	Uher	12141, 11322, 14143, 22111, 21344
Sony	11133, 11134, 21434, 11321, 14322, 23111	Vestel	11322
Soundwave	11322, 22111	Vexa	11132, 11322
Standard	14233, 11132, 14232, 22111	Video-	
Sunwood	11322, 11132	System	11322
Superla	14231	Visiola	14231
Supra	22423, 11132	Vision	11322, 22111
Sutron	11132	Vistar	21221
Sydney	14231, 14232	Vortec	11322
Tandy	14233, 12131, 14232, 14424, 21221, 12242	Voxson	12224, 12141, 11322
Tashiko	11321, 11334, 14232, 13333	Waltham	14232, 21221, 23313, 21244
Tatung	11322, 12131, 12134, 14232, 21211, 14432, 11134	Watt Radio	14222, 12323, 13314, 14231
TEC	14232, 21221, 11132, 14424	Wega	14222, 11321, 12224
Telefunken	12342, 12342, 21244, 12133, 12322, 22144, 14441, 21123, 21413, 12132, 11122, 11322	Weltblick	11322
Telemeister	22111	White	
		Westing-	
		house	22111, 14231, 11322
		Yoko	14232, 11322, 14233, 21131, 11132, 23344
		Yorx	14233
		Zanussi	14143, 21243, 21412

\* Excludes a few models that operate on infrared frequencies over 100 kHz.



**ONE FOR ALL 1 UNIVERSAL REMOTE CONTROL  
30 DAY LIMITED MONEY BACK GUARANTEE**

ONE FOR ALL guarantees for a period of 30 days from the date of original purchase to the original consumer purchaser that the ONE FOR ALL 1 Universal Remote Control will control any INFRARED remote controlled Television, manufactured for retail sale in the United Kingdom.

This guarantee does not apply to:

- (i) Non-remote controlled Televisions
- (ii) Ultrasonic remote operated Televisions.
- (iii) Wired remote operated Televisions.
- (iv) Broken or defective Televisions.
- (v) All Televisions, not manufactured for sale and/or use in the United Kingdom.
- (vi) Products that operate over 100 kHz (e.g. Bang and Olufsen).
- (vii) Any features not available on the consumer's products which appear on the ONE FOR ALL 1 remote control.
- (viii) Products other than Televisions.

If the ONE FOR ALL 1 Universal Remote Control will not control your Television, you must call our consumer help-line at 0990 143038 within 30 days from date of consumer purchase and provide the following information:

- a) Date of Original Purchase
- b) Name of Retail Location
- c) Manufacturer's Name and Model Number of device(s) that the ONE FOR ALL 1 Universal Remote Control will not control.





ONE FOR ALL will determine at that time if we can provide you with another universal remote control that will control all your Televisions.

We will ask you to return to ONE FOR ALL by registered post the ONE FOR ALL 1 Universal Remote Control (in good working condition) together with the original packaging and materials, along with your proof of purchase and manufacturer's name and model numbers of the devices the ONE FOR ALL 1 Universal Control will not control.

- (i) If we can provide you with a universal remote control that will control your television, we will upon receipt of your ONE FOR ALL 1 Universal Remote Control send to you another remote guaranteed to control your television.
- (ii) If we determine that we cannot provide you with a universal remote control that will control all your devices we will upon receipt of your ONE FOR ALL 1 Universal Remote Control send you a cheque for the retail amount paid by you for the purchase of the ONE FOR ALL 1 Universal Remote Control.

This guarantee is only valid for retail purchasers of INFRARED remote controlled Televisions, manufactured for retail sale in the United Kingdom.

This guarantee does not apply to any defective product (to which our normal warranty applies) and any product damaged by accident, misuse, abuse, improper battery installation, fire, water, lightning, or other acts of God. This guarantee does not cover cartons, carrying cases, batteries, broken or marred cabinets, missing packaging or missing instructions.

This guarantee applies only to the original purchaser of the ONE FOR ALL 1 Universal Remote Control and does not apply to any product after the initial 30 days from the date of retail purchase to the original retail purchaser and this offer is limited to one (1) refund per household.

Retailers are not responsible for the Money Back Refund. ONE FOR ALL is the sole authorized agent for this refund. Any other exchange must be obtained from the place of purchase or according to the terms of our normal warranty.

NOTHING IN THIS GUARANTEE AFFECTS YOUR STATUTORY RIGHTS.

8/96



## Guarantee

UNIVERSAL ELECTRONICS INC. ONE FOR ALL warrants to the original purchaser that this product will be free from defects in materials and workmanship under normal use for a period of ninety (90) days from the date of the original purchase. Product will be replaced free of charge if it has been proven to be defective within the 90-day period when said product is returned at customer expense within the warranty period. THIS WARRANTY DOES NOT COVER ANY EXPENSES INCURRED IN THE REMOVAL AND REINSTALLATION OF THIS PRODUCT.

This warranty does not cover damage or failures caused by products or services not supplied by ONE FOR ALL, or which result from accident, misuse, abuse, neglect, mishandling, misapplication, faulty installation, set-up adjustment, improper maintenance, alteration, maladjustment of consumer controls, modifications, commercial use, fire, water, lightning or other acts of God. This warranty does not cover cartons, carrying cases, batteries, broken or marred cabinets, or any other items used in connection with the product.

There are no express warranties except as listed above. ONE FOR ALL SHALL NOT BE LIABLE FOR INCIDENTAL OR CONSEQUENTIAL DAMAGES RESULTING FROM THE USE OF THIS PRODUCT OR ARISING OUT OF ANY BREACH OF WARRANTY. ALL EXPRESS AND IMPLIED WARRANTIES, INCLUDING THE WARRANTIES OF MERCHANTABILITY AND FITNESS FOR A PARTICULAR PURPOSE, ARE LIMITED TO THE WARRANTY PERIOD SET FORTH ABOVE. Some countries do not allow the exclusion or limitation of incidental or consequential damages, or limitation on how long an implied warranty lasts, so the above exclusions or limitations may not apply to you. This warranty gives you specific legal rights and you may also have other rights which vary from country to country.

To obtain warranty service during the warranty period, please carefully pack the product and send it prepaid and adequately insured to the address below, together with your purchase receipt or other proof of the date of original purchase.

**In the UK:**

ONE FOR ALL Ltd.  
P.O. Box 197  
Yateley, Hampshire  
GU46 6ZR

**In Ireland:**

Sherlane Agencies Ltd./OFA  
Rockford Works  
Deansgrange Rd.  
Blackrock, County Dublin

**In Australia**

KENMARK INDUSTRIAL (A)  
CO.PTY LTD.  
106 Mitchell Street  
Maidstone vic 3012

**IMPORTANT:**

**IF THE UNIT IS RETURNED WITHIN THE WARRANTY PERIOD, YOU MUST INCLUDE YOUR PURCHASE RECEIPT** so that we may establish your eligibility for service and can replace your unit without cost. It would be helpful if you included a note detailing the problem. **IF THE UNIT IS RETURNED FOR SERVICE OUTSIDE THE WARRANTY PERIOD, please include a cheque to cover the cost of replacement, handling and return postage.** (Prices may differ per model. Please contact ONE FOR ALL customer service in your country for exact amount.)

NOTHING IN THIS GUARANTEE AFFECTS YOUR STATUTORY RIGHTS.

One For All and One For All 1 "One Shot" are trademarks of Universal Electronics Inc.

Copyright 1993, 1994, 1995, 1996, 1997 by Universal Electronics Inc. All rights are reserved. No part of this publication may be reproduced, transmitted, transcribed, stored in any retrieval system, or translated to any language or computer language, in any form or by any means, electronic, mechanical, magnetic, optical, manual, or otherwise, without the prior written permission of Universal Electronics Inc.

URC-2510  
700307



Printed on Recycled Paper

DD-0998